




Basic SWAT

Scroll down for course description, equipment needs, & schedule below.



Basic SWAT Training Course

Approved by OPOTA for 16 - hours of General CPT



HOST THIS TRAINING

The OTOA does not teach one specific “Tactic.” The OTOA instructors teach “Principles.”

- The OTOA response protocols are built around basic principles.
- Violation of basic principles develops into poor tactics.
- The applications of fundamental principles lead to safer tactics.

This course introduces students to fundamental SWAT topics, tactics, and techniques.

The curriculum includes a historical overview of SWAT, team organization and structure, resolving barricaded suspect situations, individual and team movement, searches and room clearing, less-lethal options, warrant service, and participation in multiple field training exercises.

This hands-on, high-intensity course allows students to actively practice tactics and techniques for real-world scenarios.

All sworn first responders from state, federal, or local agencies are encouraged to participate in this comprehensive training.

COURSE SCHEDULE

Class starts at 8:00 AM, and the training days are eight hours long.

DAY 1

- 0800 – 0900 Hrs. Course Orientation – Waivers, Team Assignments
- 0900 – 0930 Hrs. Lecture – The OTOA (Mission)
- 0945 – 1130 Hrs. Warrant Service Operations / Intro to CQC
- 1130 – 1230 Hrs. Lunch
- 1230 – 1300 Hrs. Team Equipment Checks – Mission Preparation
- 1300 – 1330 Hrs. Weapons Handling Drills
- 1330 – 1400 Hrs. Lecture Demo – CQB Room Clearing Principles
- 1400 – 1530 Hrs. Practical Room Clearing Principles
- 1530 – 1700 Hrs. Practical – Team Movement Principles
- 1700 – 1730 Hrs. Debrief / Take Away – Critique

DAY 2

0800 – 0830 Hrs. Weapons Handling Drills
0830 – 0930 Hrs. Practical Room Clearing Principles Team Movement Principles
0930 – 1200 Hrs. CQB Critical Skill Decision Making / Subject Handling
1200 – 1300 Hrs. Lunch
1300 – 1500 Hrs. Small Team Movement with Subject: Practical Exercise
1500 – 1545 Hrs. External Movement /Action at the Breach Point
1600 – 1730 Hrs. Warrant Service Exercise (Full Team)
1730 – 1800 Hrs. Debrief / Take Away – Critique

DAY 3

0800 – 1000 Hrs. Lecture - Barricade Operations Slow Search Techniques Lecture
1000 – 1100 Hrs. Practical - Mirror / Shield Team Tactics & Techniques
1100 – 1200 Hrs. Practical – Slow Methodical Team Movements
1200 – 1300 Hrs. Lunch
1300 – 1430 Hrs. Practical – Hasty Vehicle Takedowns
1430 – 1700 Hrs. Practical – Barricade Operations
1700 – 1730 Hrs. Debrief / Take Away – Critique

DAY 4

0800 – 0830 Hrs. Range Safety Brief – (Alpha Bravo Teams)
0830 – 1000 Hrs. Range – Tactical Carbine Drills
1030 – 1100 Hrs. Range – Transition Drills
1100 – 1200 Hrs. Range – Tactical Rifle / Pistol Drills
1200 – 1300 Hrs. Lunch
1300 – 1430 Hrs. Range – Tactical Pistol Drills
1430 – 1630 Hrs. Range – Tactical Rifle / Pistol Drills
1630 – 1700 Hrs. Range – Range Cleanup
1700 – 1730 Hrs. Debrief / Take Away – Critique

DAY 5

0800 – 1000 Hrs. Station Skills – (By Instructors)

- Safety Brief(s)
- Equipment Check

1000 – 1130 Hrs. Mission #1 Prep Execution

- Mission Planning
- Mission Execution
- Mission Debrief

1130 – 1200 Hrs. Instructor to Student Debrief

1200 – 1300 Hrs. Lunch

1300 – 1600 Hrs. Mission #2 and #3 Prep Execution

- Mission Planning
- Mission Execution
- Mission Debrief

1600 – 1630 Hrs. Instructor to Student Debrief

- Debrief
 - Class Closing – Take Away / Course Critiques
 - Graduation
-

EQUIPMENT LIST

The following is a detailed list of what the OTOA recommends each student bring to the 5-day Basic SWAT training.

Body Armor is **MANDATORY** for this class. Any of the following options are acceptable:

- "Tactical" body armor or equivalent.
- Plate carrier and Level II or Level III soft body armor.
- If you DO NOT have "Tactical" body armor", concealable Level II or Level III body armor is acceptable.

Ballistic helmet (if issued)

Primary Weapon System (long gun) AR-15 variant or sub-gun

- Four (4) 30-round magazines are optimal, (3) 30-round magazines at a minimum are required
- All rifles and sub-guns are required to have slings mounted
- All rifles and sub-guns are required to be zeroed **BEFORE** day one of SWAT week
- Weapon-mounted light is mandatory. Bring extra batteries.

Secondary Weapon System (pistol)

- (3) pistol magazines minimum
 - Weapon-mounted light recommended
 - 500 rounds For EACH weapon system - **NO GREEN TIP, ARMOR PIERCING, OR STEEL CORE AMMO**
-

FORCE-ON-FORCE EQUIPMENT

OTOA RED TEAM training cadre are all certified Scenario and Safety Certification Training Course graduates.

NOTE: The OTOA will provide one (1) UTM bolt for any standard AR platform rifle, UTM blue magazine, and UTM ammo for each student to use for this class.

The OTOA does **NOT** provide training pistols or training pistol ammo.

- Students are encouraged to bring agency-owned weapon conversion kits and marking cartridges.
 - Simunition © FX .556mm rifle marking cartridges are **NOT PERMITTED** in any OTOA training.
 - All other Simunition © branded pistol marking cartridges in 9mm and .38 caliber are permitted.
-

PERSONAL & OTHER EQUIPMENT

ANY / ALL EQUIPMENT for a "call out" or SWAT / SRT activation

- Tactical team or training uniform – mandatory
 - Gloves – We recommend gloves compatible with weapons manipulation
 - Clear wrap-around eye protection – mandatory on range day and during force-on-force training
 - Hearing protection – mandatory on range day
 - Ball cap – mandatory on range day
 - Pen and notebook – MANDATORY for each day
 - Water and food – NO MEALS ARE PROVIDED
 - Sunglasses, Bug spray and sunblock - recommended
 - If you are allergic to bees, outdoor plants, or animals, please bring your epinephrine pen or other medication.
 - Inclement weather gear for both cold and wet weather - recommended
 - Simunition © / Ultimate Training Munition (UTM) /Force on Force protective gear – recommended
-

OPTIONAL EQUIPMENT TO BRING

- Ballistic Shields
 - Mirrors
-

MEDICAL

If you are allergic to bees, outdoor plants, or animals, please bring your epinephrine pen or other medication.

Life-threatening allergies and pre-existing injuries or conditions must be reported to the OTOA training staff on day one of training.

LODGING, TRAVEL & MEALS:

The course cost does not include ammunition, lodging, transportation, and food.

- Attendees are responsible for their ammunition, lodging, transportation, and food.
-

Any tactic, technique, or technology covered at any OTOA advanced training or annual training conference MUST be applied in compliance with the United States Constitution, the Ohio Revised Code, and the rules and regulations of an attendee's employing law enforcement agency.

HOST THIS TRAINING

Hosting questions? email training@otoa.org

If the course is FULL, Join the Waitlist